





Initiative	Status	Progress
Real Property Asset Management		
Eliminating Improper Payments		

*Arrow indicates change in status rating since the prior evaluation as of September 30, 2005.*

In 2005, DOT took several steps to improve the management of its real property, including enhancing its management system to be consistent with newly created Government-wide standards, implementing performance metrics, and establishing an agency-wide strategic and operational plan for managing real estate. With these tools in place, DOT is now working to “right-size” its real property inventory by identifying assets suitable for disposal or reinvestment. Regarding improper payments, during 2005, DOT conducted a research project with the State of Tennessee’s highway department to develop a statistical methodology for testing for improper payments at the local level. Starting in 2006, DOT plans to use this methodology to review States’ use of Federal grants when rebuilding highways and bridges damaged by Hurricane Katrina.

**Department of Transportation**  
(In millions of dollars)

	2005 Actual	Estimate	
		2006	2007
<b>Spending</b>			
Discretionary Budgetary Resources:			
Federal Aviation Administration.....	14,011	14,270	12,774
<i>FAA operations, capital, and research programs (non-add)</i> .....	10,362	10,605	10,999
<i>Rescission of unused contract authority (non-add)</i> .....	—	—	–975
Federal Highway Administration.....	34,152	35,571	39,083
<i>Federal-Aid Highway Obligation Limitation (non-add)</i> .....	33,306	35,551	39,083
Federal Motor Carrier Safety Administration (Obligation Limitation) .	443	489	521
National Highway Traffic Safety Administration (Obligation Limitation) <sup>1</sup> .....	450	806	815
Federal Transit Administration .....	8,605	8,503	8,846
<i>Federal Transit Administration Obligation Limitation (non-add)</i> .	7,649	6,910	7,263
<i>Rescission of unused contract authority (non-add)</i> .....	—	—	–29
Federal Railroad Administration.....	1,426	1,502	1,086
<i>Amtrak (non-add)</i> .....	1,207	1,294	900
Maritime Administration.....	304	298	223
<i>Rescission of unused balances (non-add)</i> .....	–2	–2	–76
Pipeline and Hazardous Materials Safety Administration.....	111	115	121
Research and Innovative Technology Administration.....	4	6	8
Surface Transportation Board .....	20	25	22
St. Lawrence Seaway Development Corporation .....	16	16	8
All other programs (includes offsetting collections) .....	236	241	130
Total, Discretionary budgetary resources <sup>2</sup> .....	59,778	61,842	63,637
<i>Memorandum: Budget authority from enacted supplementals</i> .....	1,227	2,799	—

COIOPDOCS  
Delivered by